



How to download Jitsi on Android:

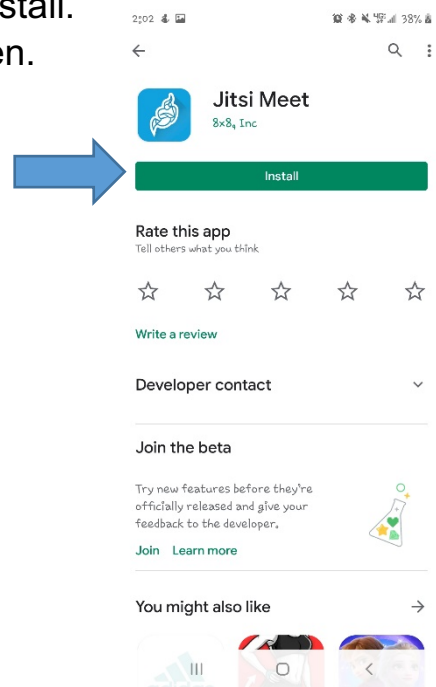
1. Go to the Play Store




2. Click into the search bar at the top of the screen, and type Jitsi in that search bar.



3. Click on Jitsi Meet, and click install.
Once app is installed, click open.
(icon will be a blue square)



4. Once Jitsi is open, click in the area where it says “Enter Room Name” and enter your unique identifier (last name, first initial of first name. ex: smithj)



5. Once you enter your unique identifier, Click “create/join” and wait for your provider to enter the room.

